

Surpass HNV needle valve

FEATURES

- Precise and easy flow rate adjustment thanks to Surpass's unique "Double Tapered" design.
- All products are available with panel-mount options.
- Straight-type models can also be mounted using a base. Compact design allows for easy installation.

SPECIFICATIONS

Fluids	Fluids (DI water and chemicals)
Wetted parts	PTFE, PCTFE
Fluid pressure	0~400kPa
Withstanding pressure	500kPa
Fluid temperature	5~80°C
Ambient temperature	5~60°C

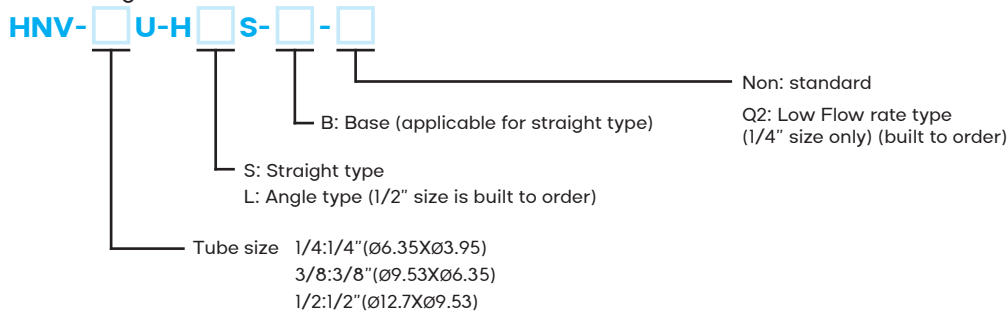


- PFA type needle valves are also available with wetted parts of PTFE and PFA

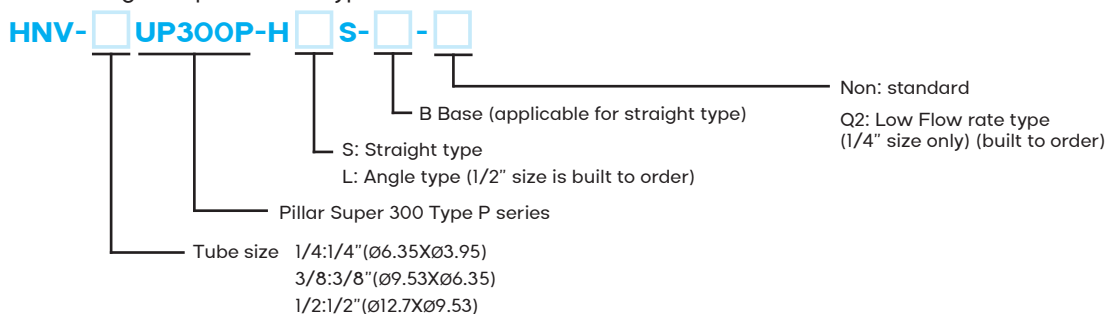
Caution: Flow does not stop completely. Do not tighten the nut excessively.

MODELS

- Tube fitting



- Tube fitting nut space-saver type

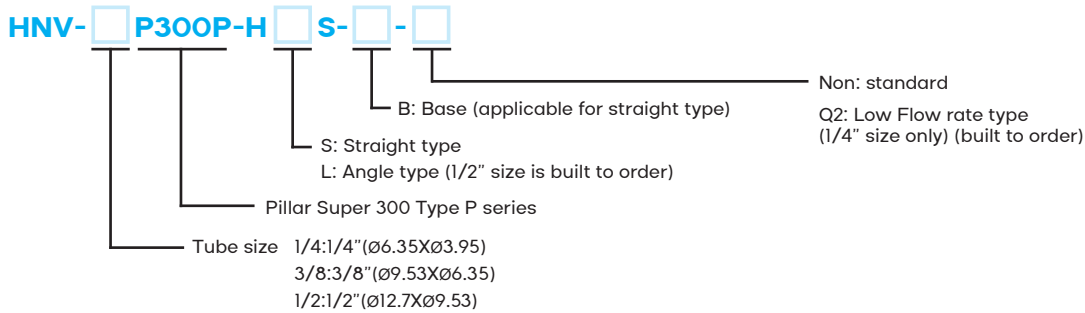


052026REV1



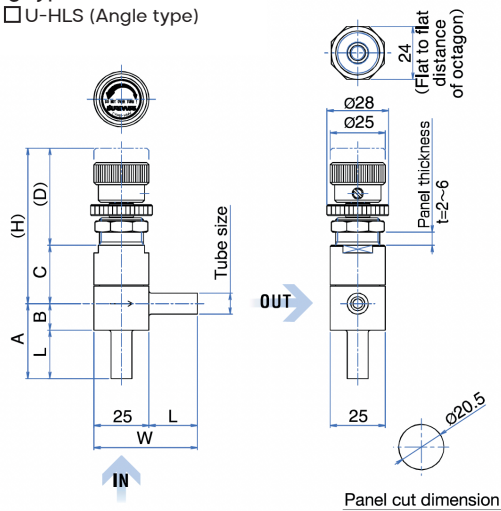
MODELS

- Pillar fitting



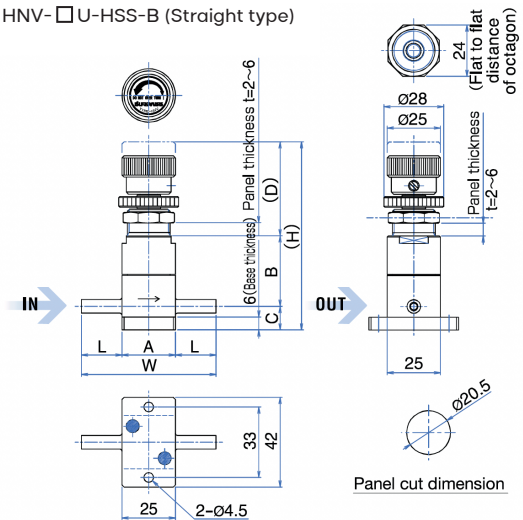
DIMENSIONS

- Tubing type
HN-□U-HLS (Angle type)



Type	A	B	C	(D)	(H)	L	W
HN-1/4U-HLS	31	12	23	37.5 ~ 44	60.5 ~ 67	19	44
HN-3/8U-HLS	34	12	26.5	38.5 ~ 45	65 ~ 71.5	22	47
HN-1/2U-HLS	41	13	31.5	38.5 ~ 45	70 ~ 76.5	28	53

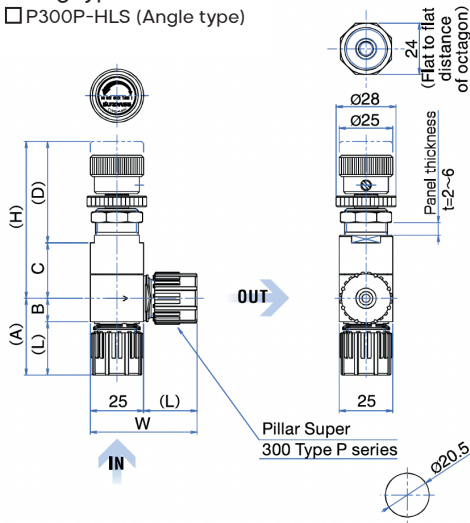
- HN-□U-HSS-B (Straight type)



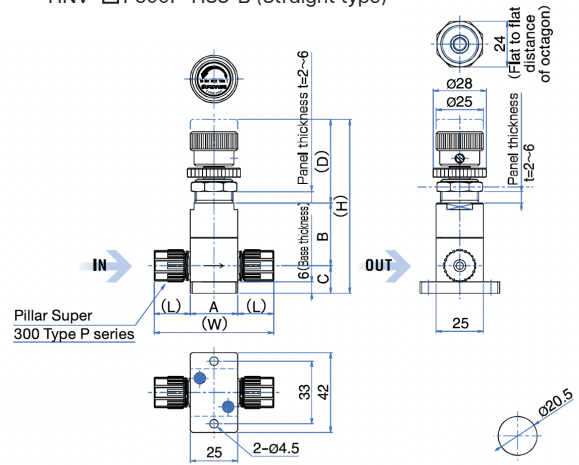
Type	A	B	C	(D)	(H)	L	W
HN-1/4U-HSS-B	25	33	11	38.5 ~ 45	82.5 ~ 89	19	63
HN-3/8U-HSS-B	25	36.5	15	38.5 ~ 45	90 ~ 96.5	22	69
HN-1/2U-HSS-B	30	33.5	20	38.5 ~ 45	92 ~ 98.5	28	86

DIMENSIONS

- Pillar fitting type
HNV-□P300P-HLS (Angle type)



- HNV-□P300P-HSS-B (Straight type)

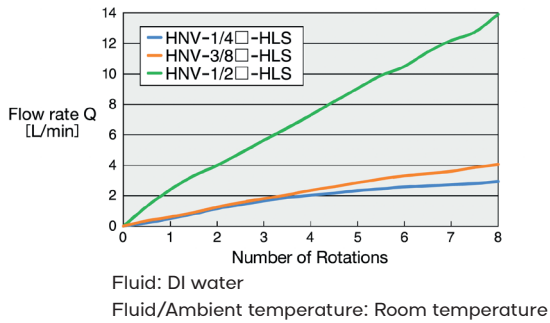


Type	(A)	B	C	(D)	(H)	(L)	(W)
HNV-1/4P300P-HLS	27.5	8.5	27	37.5 ~ 44	64.5 ~ 71	19	44
HNV-3/8P300P-HLS	36	11	29.5	38.5 ~ 45	68 ~ 74.5	25	50
HNV-1/2P300P-HLS	42	13	31.5	38.5 ~ 45	70 ~ 76.5	29	54

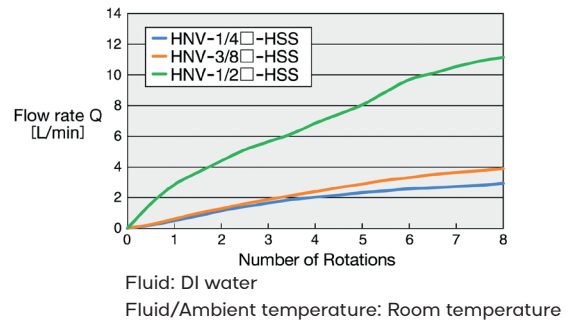
Type	(A)	B	C	(D)	(H)	(L)	(W)
HNV-1/4P300P-HSS-B	25	33	14.5	38.5 ~ 45	86 ~ 92.5	19	63
HNV-3/8P300P-HSS-B	25	36.5	18	38.5 ~ 45	93 ~ 99.5	25	75
HNV-1/2P300P-HSS-B	30	33.5	20	38.5 ~ 45	92 ~ 98.5	29	88

FLOW ADJUSTMENT CHARACTERISTICS

- HNV-HLS (Angle type) ※ΔP=150kPa



- HNV-HSS (Straight type) ※ΔP=150kPa



*Please inquire the graph of the Q2 model

*The data is reference value, not a guaranteed value

